

Together, we make good sense.



Consolidated Third quarter
Financial Highlights for the Year
Ending March 2026

Looking ahead to the future NOBLE,
Expanding and Evolving from a resistor company to the new NOBLE

Feb 10, 2026

Note: This document has been translated from the Japanese original for reference purposes only.
In the event of any discrepancy between this translated document and the Japanese original, the original shall prevail.

- **Summary of Results for Third quarter of Fiscal 2026/3**

- ◆ Summary of results
- ◆ Trends in consolidated net sales
- ◆ Trends in consolidated operating profit
- ◆ Breakdown of consolidated net sales
- ◆ Electronic components business by region
- ◆ Electronic components business by market category percentage
- ◆ Consolidated balance sheets

- **Forecast Results for Fiscal 2026/3**

- ◆ Notice Regarding Revision of Earnings Forecast
- ◆ Forecast results and dividends
- ◆ Forecast of consolidated net sales and operating profit

*Yen amounts are rounded down to millions, unless otherwise noted.

● Summary of Results for Third quarter of Fiscal 2026/3

- ◆ Summary of results
- ◆ Trends in consolidated net sales
- ◆ Trends in consolidated operating profit
- ◆ Breakdown of consolidated net sales
- ◆ Electronic components business by region
- ◆ Electronic components business by market category percentage
- ◆ Consolidated balance sheets

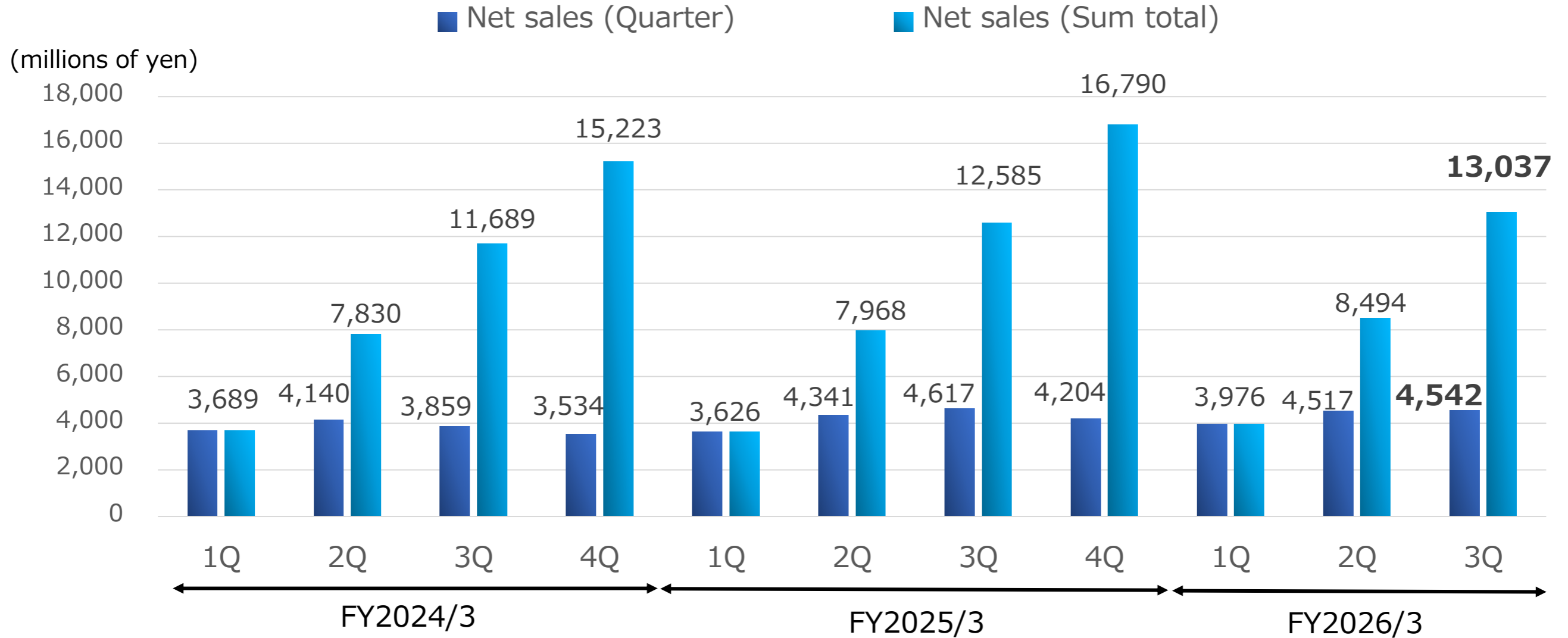
Summary of Results

Together, we make good sense.



(millions of yen)	FY 2025/3 3Q	FY 2026/3 3Q	YoY basis	
Net sales	12,585	13,037	452	103.6%
Operating profit	1,436	1,062	△374	73.9%
% of net sales	11.4%	8.2%		
Ordinary profit	1,885	1,472	△412	78.1%
% of net sales	15.0%	11.3%		
Quarterly Profit attributable to owners of parent	1,392	965	△427	69.3%
% of net sales	11.1%	7.4%		

Trends in consolidated net sales



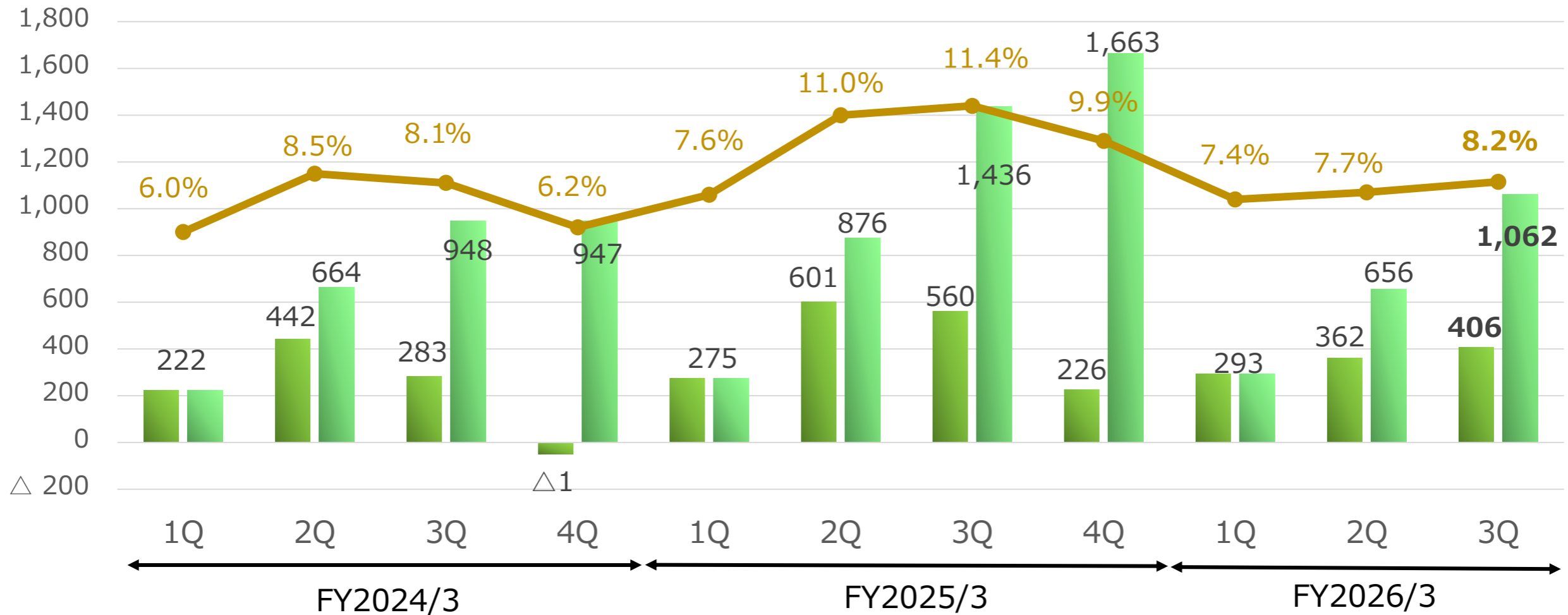
Trends in consolidated operating profit

Together, we make good sense.



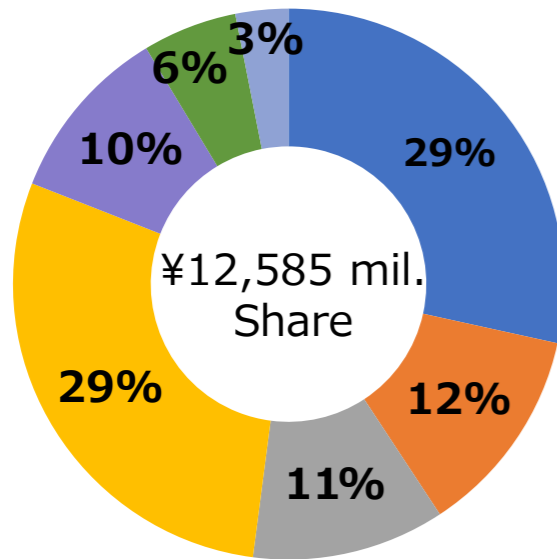
■ Operating profit (Quarter)
 ■ Operating profit (Sum total)
 ● Operating margin (ratio)

(millions of yen)

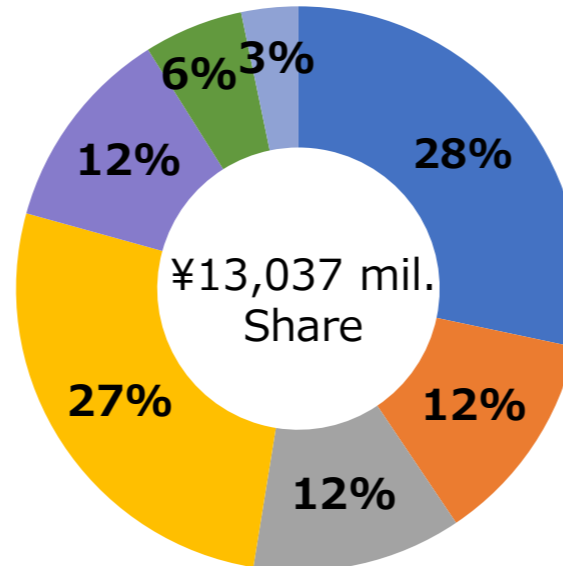


Breakdown of Consolidated Net Sales

FY2025/3 3Q



FY2026/3 3Q



- Electronic components business · Integrated control block
- Electronic components business · Potentiometers
- Electronic components business · Fixed resistors
- Electronic components business · Sensors
- Electronic components business · Mechanical parts
- Electronic components business · Other electronic components
- Other business

(millions of yen)		FY2025/3 3Q	FY2026/3 3Q	YoY basis	
Electronic components business	Integrated control block	3,579	3,691	112	103.1%
	Potentiometers	1,547	1,597	49	103.2%
	Fixed resistors	1,425	1,562	137	109.6%
	Sensors	3,635	3,486	△149	95.9%
	Mechanical parts	1,309	1,533	224	117.1%
	Other electronic components	697	740	42	106.2%
	Subtotal	12,194	12,611	417	103.4%
Other business	390	425	35	109.0%	

Electronic Components Business by Region

Together, we make good sense.



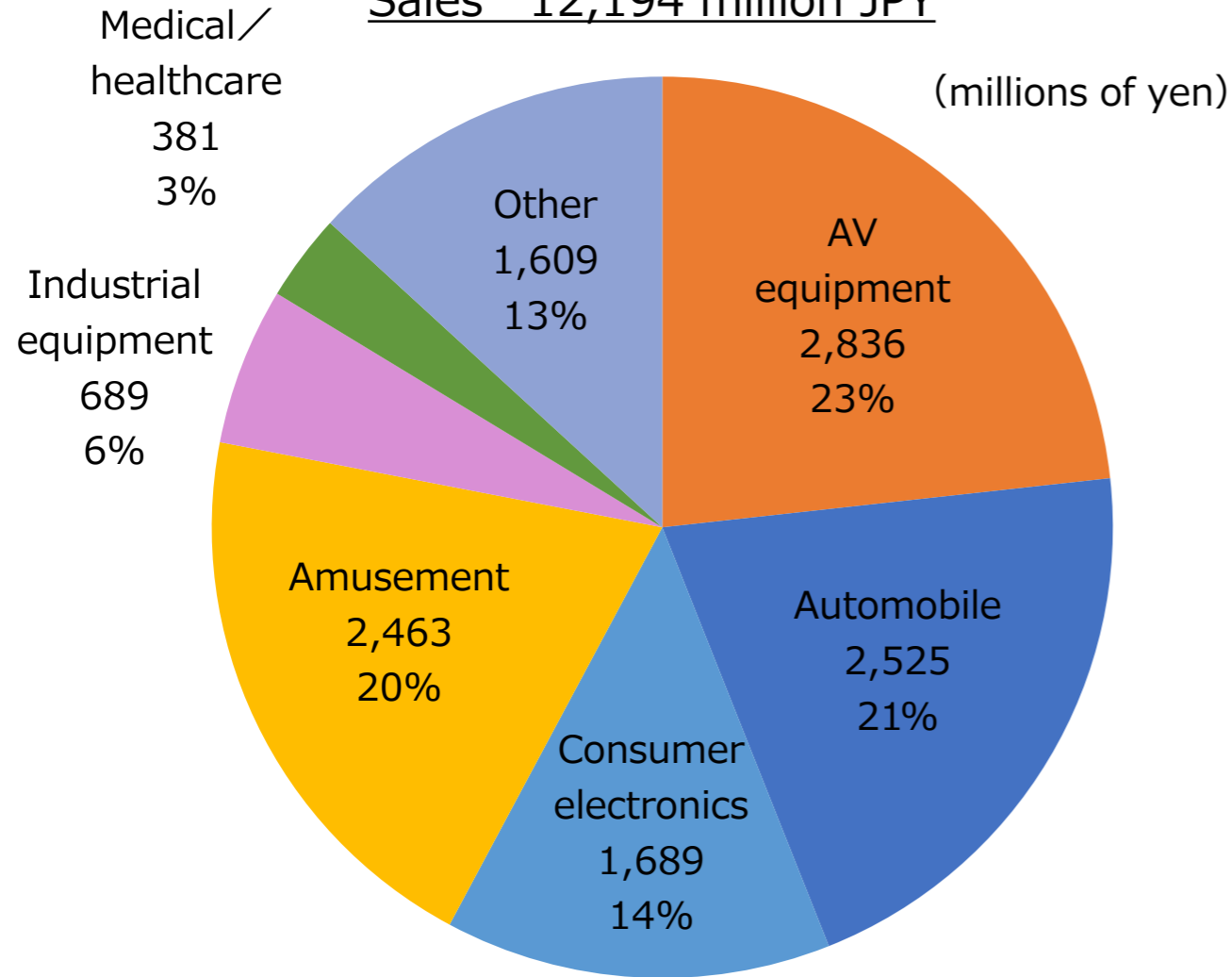
(millions of yen)		FY2025/3 3Q	FY2026/3 3Q	YoY basis	
Japan	Sales	5,283	5,783	500	109.5%
	Segment profit	448	44	△403	9.9%
Asia	Sales	6,728	6,633	△95	98.6%
	Segment profit	906	856	△49	94.5%
North America	Sales	182	194	11	106.5%
	Segment profit	6	11	4	163.4%
Adjustments	Segment profit	6	52	46	—
Electronics components total	Sales	12,194	12,611	417	103.4%
	Segment profit	1,367	964	△402	70.6%

Electronic Components Business by Market Category Percentage

FY2025/3 3Q

Sales 12,194 million JPY

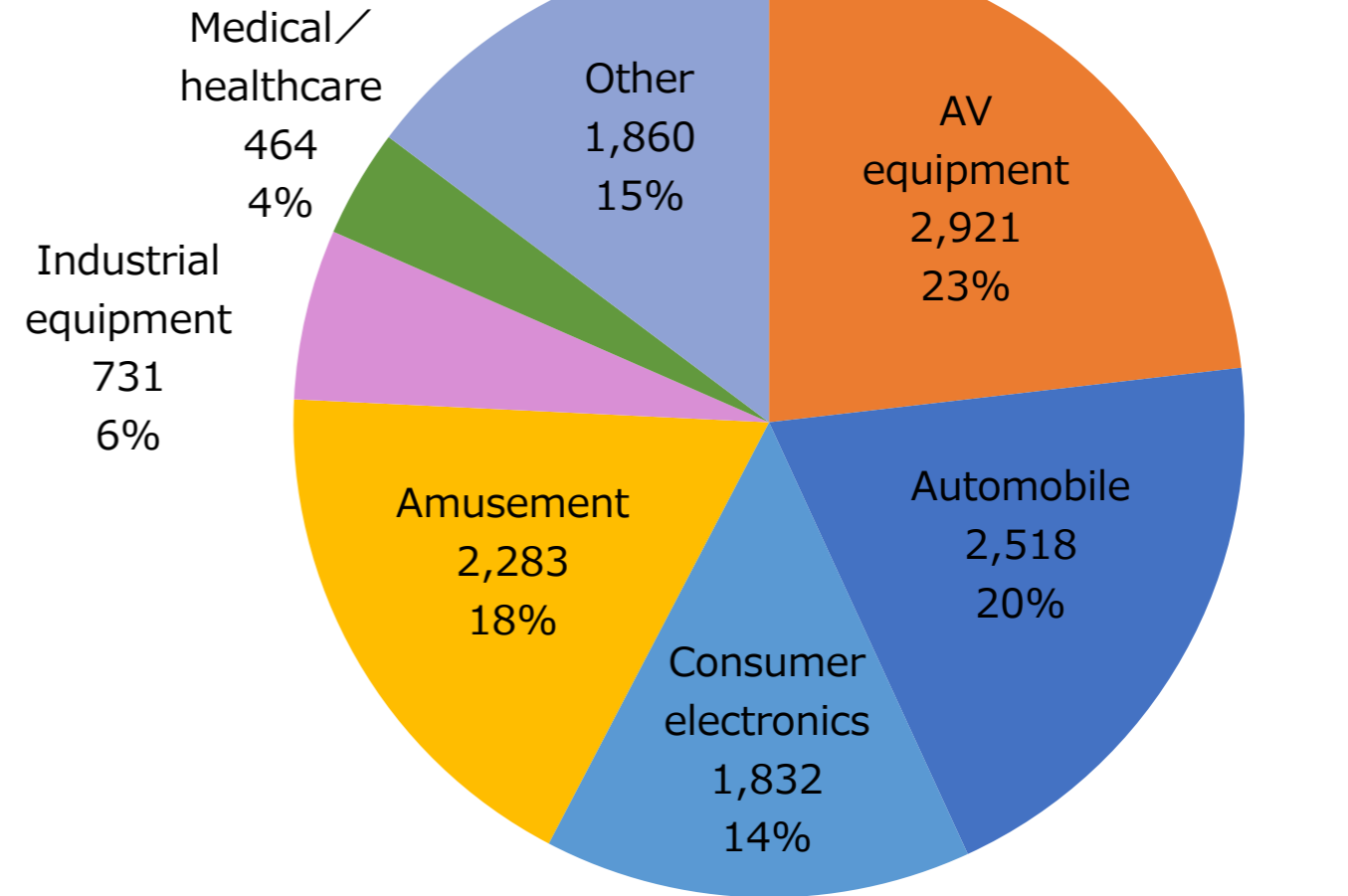
(millions of yen)



FY2026/3 3Q

Sales 12,611 million JPY

(millions of yen)



Consolidated Balance Sheets

Together, we make good sense.



(millions of yen)

		FY2025/3	FY2026/3 3Q	Change
	Current assets	21,249	20,572	△677
	Fixed assets	12,210	12,762	551
	Total assets	33,460	33,335	△125
	Current liabilities	2,803	2,560	△242
	Fixed liabilities	2,247	2,532	284
	Total liabilities	5,051	5,092	41
	Total net assets	28,409	28,242	△167
	Total liabilities and net assets	33,460	33,335	△125

➤ Current assets : Decrease in cash and deposits (¥1,094 million), etc.

● Forecast Results for Fiscal 2026/3

- ◆ Notice Regarding Revision of Earnings Forecast
- ◆ Forecast results and dividends
- ◆ Forecast of consolidated net sales and operating profit

Notice Regarding Revision of Earnings Forecast

- Today, we have released the “Notice Regarding Revision of Consolidated Financial Forecast for the Full Year”.

(millions of yen)	Previously announced forecasts	Revised forecasts	Change	Change (%)
Net sales	16,800	17,000	200	1.2
Operating profit	1,300	1,300	–	–
Ordinary profit	1,400	1,650	250	17.9
Profit attributable to owners of parent	1,200	1,400	200	16.7

* We have revised the exchange rate assumption for the 4th quarter (145YEN/USD → 154YEN/USD) .

- In addition, there is no revision to the dividend forecast for fiscal 2026/3.

Forecast results and dividends

(millions of yen)	FY2025/3		FY2026/3		YoY	
	Q 3	Year	Q 3	Forecast Year	Q 3	Year
Net sales	12,585	16,790	13,037	17,000	103.6%	101.3%
Operating profit	1,436	1,663	1,062	1,300	73.9%	78.2%
% of net sales	11.4%	9.9%	8.2%	7.6%		
Ordinary profit	1,885	2,127	1,472	1,650	78.1%	77.6%
% of net sales	15.0%	12.7%	11.3%	9.7%		
Profit attributable to owners of parent	1,392	2,009	965	1,400	69.3%	69.7%
% of net sales	11.1%	12.0%	7.4%	8.2%		

* We have revised the exchange rate assumption for the 4th quarter (145YEN/USD → 154YEN/USD) .

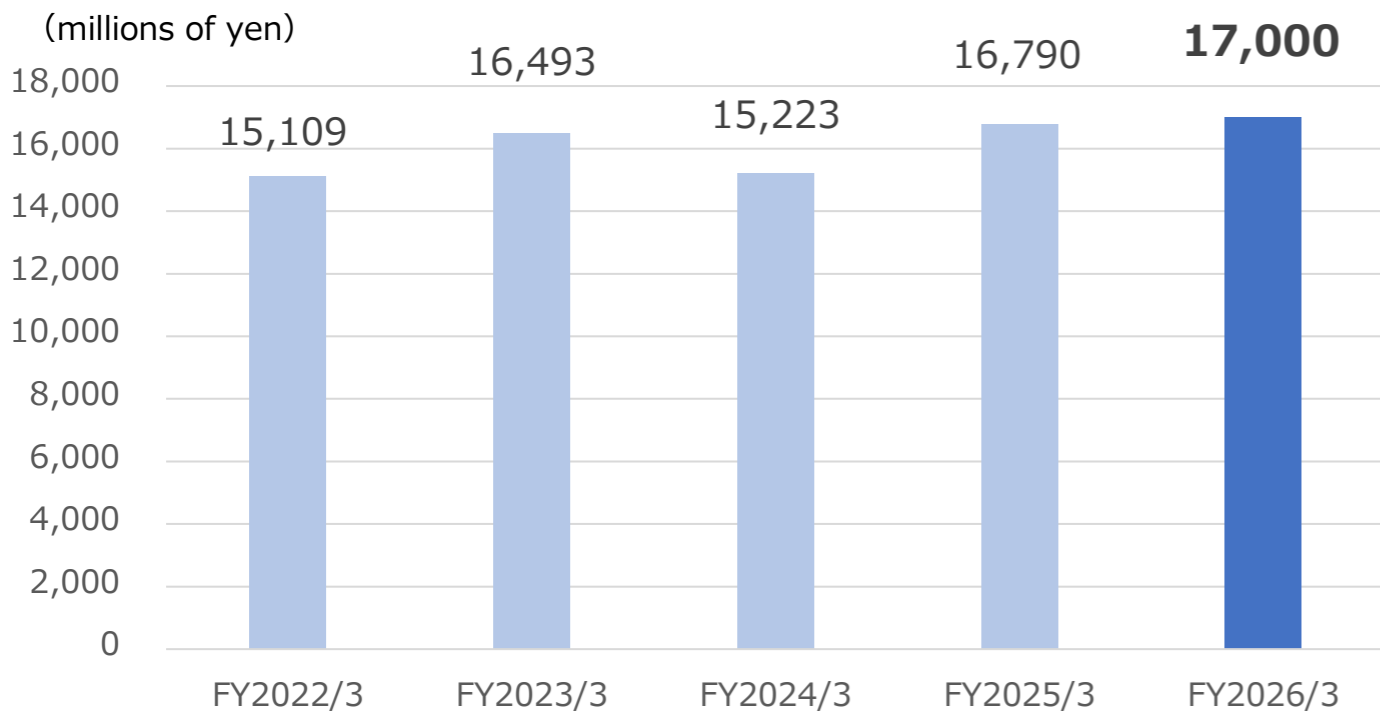
Dividend (yen)	FY2025/3 Result			FY2026/3		
	H1	H2	Total	H1	H2 Forecast	Total Forecast
	50.0	50.0	100.0	50.0	50.0	100.0

Forecast of consolidated net sales and operating profit

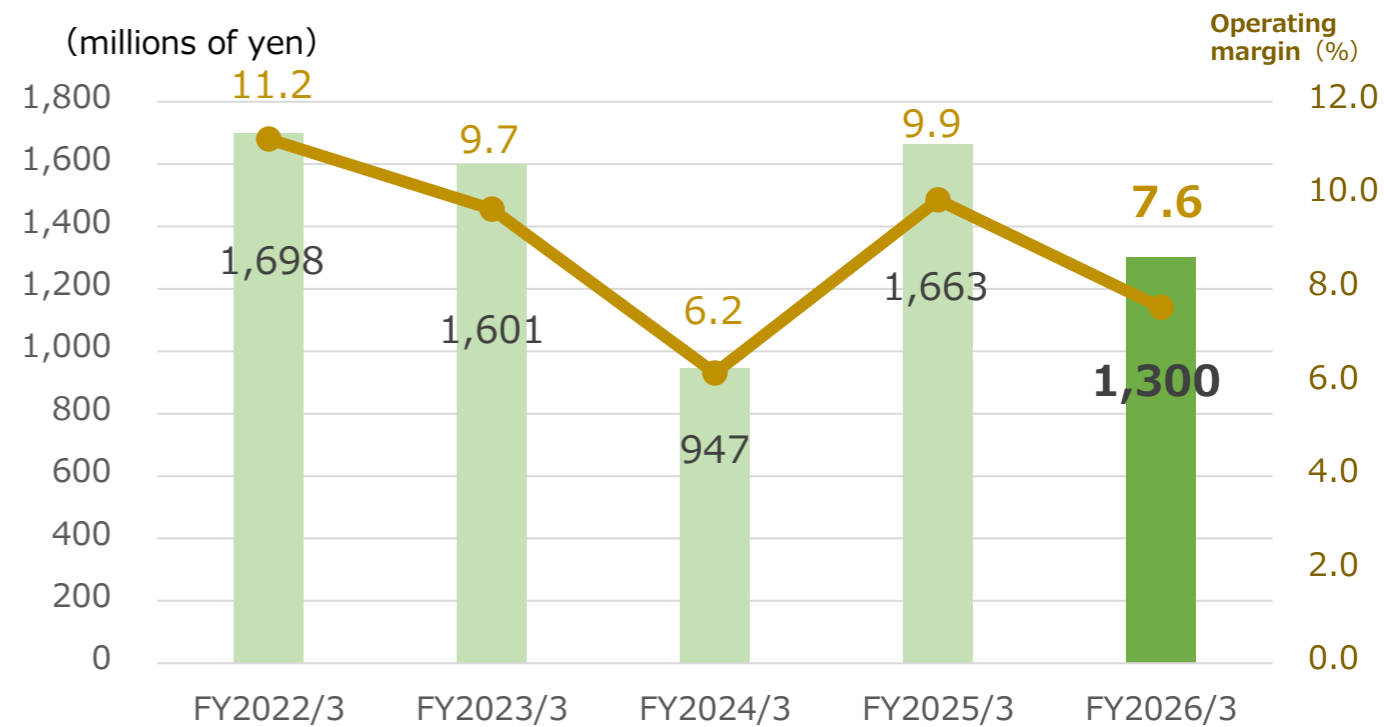
Together, we make good sense.



Net sales



Operating profit



■ Operating profit ● Operating margin (%)

Company profile

Together, we make good sense.



Company name	Teikoku Tsushin Kogyo Co., Ltd.
Address of head office	45-1 Kariyado, Nakahara, Kawasaki, Kanagawa 211-8530, Japan
Date of establishment	August 1, 1944
President	Masuo Hanyu
Capital	3,453 million JPY
Number of Employees	1,677 (as of December 31,2025: consolidated)
Main business contents	Manufacture and sale of electrical machinery, equipment and components
Stock exchange listing	Prime Market, Tokyo Stock Exchange [Code: 6763]
URL	https://www.noble-j.co.jp/en/

Forward-looking statements contained in this document are based on the present assumptions and opinions of the Group, and are derived from information available at the time of the document date; they are not intended as guarantees of future performance.

The Company also bears no obligation to update the forward-looking statements contained in this document or any other forward-looking looking statement it may make.

Contact Information : Teikoku Tsushin Kogyo Co., Ltd.

Accounting section

TEL : +81-44-422-3831

E-Mail : ir-info@ho.noble-j.co.jp

URL : <https://www.noble-j.co.jp/en/>