

**Monthly Data of Consolidated Net Sales and Related Results
for the Three Months Ended 31 March 2026
(Domestic Recruitment Business)**



13 May 2026

Company name: JAC Recruitment Co., Ltd.
Stock exchange listing: Tokyo Stock Exchange
Code number: 2124
Representative: Hiromi Tazaki, Executive Director, Chairman and CEO
Inquiries: Tetsuya Akutsu, Senior Director and CFO
Phone: +81-3-5259-6926

We hereby announce our monthly data of consolidated net sales and related results for the three months ended 31 March 2026 (Domestic Recruitment Business) as attached. We disclose this data on our website (<https://ir.jac-recruitment.jp/en/investors.html>) to ensure that our shareholders, investors, and other stakeholders accurately understand our corporate information.

(Note) The "Monthly data of Consolidated Net Sales and Related Results (Domestic Recruitment Business)" disclosed in this document are those of JAC Recruitment Co., Ltd., JAC International Co., Ltd., and VantagePoint K.K., not including CareerCross Co., Ltd. (Domestic Job Offer Advertising Business) and JAC overseas group companies (Overseas Business). (Provided that VantagePoint K.K. had ceased its business activities as of the end of November 2025.)

End of Notice

JAC Recruitment Co., Ltd.

Monthly Data of Consolidated Net Sales and Related Results for the Three Months Ended 31 March 2026 (Domestic Recruitment Business)

13 May 2026

INDEX

Consolidated Net Sales (CNS) and Gross Profit (CGP) Page 2

1. CNS (Monthly)
2. CGP (Monthly)
3. CNS (Cumulative)
4. CGP (Cumulative)

Related Results Page 3

1. Number of Employees for the Last 3 Years (Consolidated)
2. Number of Employees - Monthly Trend (Consolidated)
3. Number of Consultants - Monthly Trend (Consolidated)
4. Monthly Number of Placed Persons (PP) (Consolidated)

JAC Recruitment Co., Ltd.

Monthly Data of Consolidated Net Sales and Related Results for the Three Months Ended 31 March 2026 (Domestic Recruitment Business)

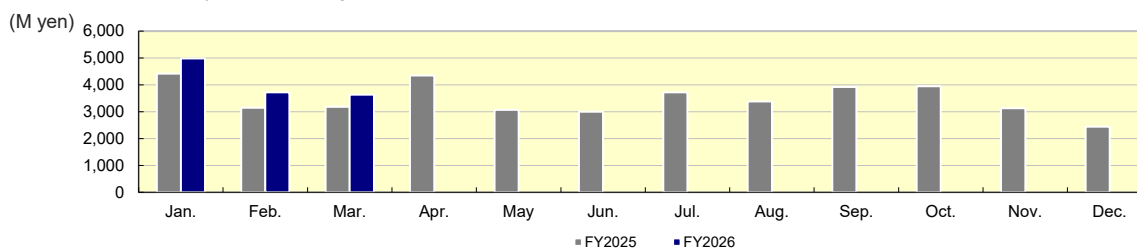
13 May 2026

Consolidated Net Sales (CNS) and Gross Profit (CGP)

1. CNS (Monthly)

*These CNS results are outside the scope of audit procedures by a certified public accountant or an audit firm.

*These CNS results are adjusted for intersegment net sales or transfers.

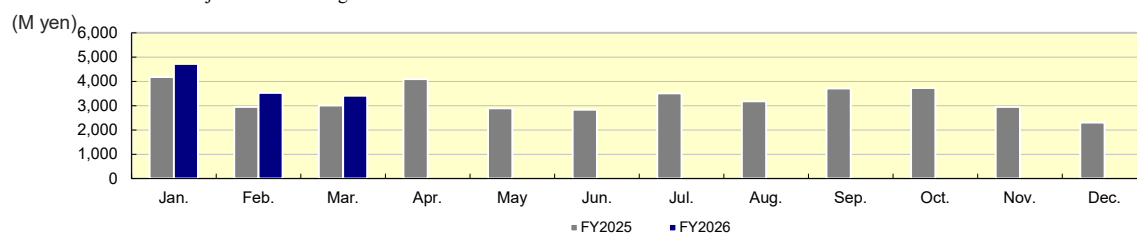


| CNS (M yen) | Jan. | Feb. | Mar. | Apr. | May | Jun. | Jul. | Aug. | Sep. | Oct. | Nov. | Dec. |
|-------------|-------|-------|-------|-------|-------|-------|-------|-------|-------|-------|-------|-------|
| FY2025 | 4,420 | 3,144 | 3,178 | 4,347 | 3,065 | 2,996 | 3,718 | 3,380 | 3,918 | 3,944 | 3,126 | 2,444 |
| FY2026 | 4,984 | 3,722 | 3,630 | | | | | | | | | |
| YOY | 12.8% | 18.4% | 14.3% | | | | | | | | | |

2. CGP (Monthly)

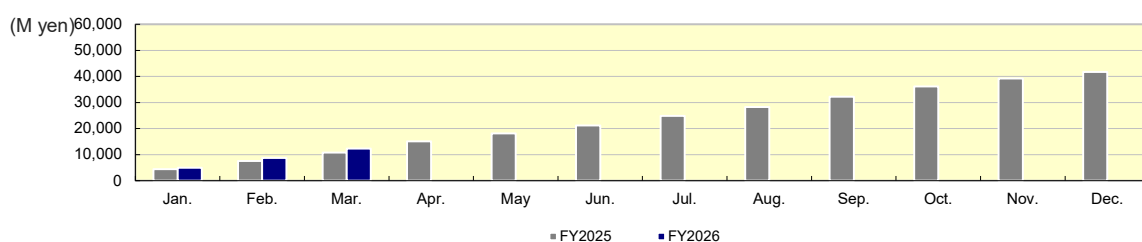
*These CGP results are outside the scope of audit procedures by a certified public accountant or an audit firm.

*These CGP results are adjusted for intersegment net sales or transfers.



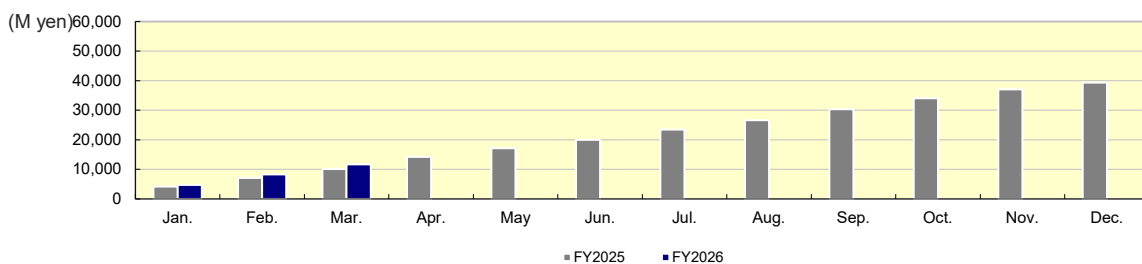
| CGP (M yen) | Jan. | Feb. | Mar. | Apr. | May | Jun. | Jul. | Aug. | Sep. | Oct. | Nov. | Dec. |
|-------------|-------|-------|-------|-------|-------|-------|-------|-------|-------|-------|-------|-------|
| FY2025 | 4,181 | 2,953 | 3,004 | 4,089 | 2,890 | 2,834 | 3,511 | 3,180 | 3,708 | 3,725 | 2,945 | 2,307 |
| FY2026 | 4,721 | 3,528 | 3,408 | | | | | | | | | |
| YOY | 12.9% | 19.5% | 13.4% | | | | | | | | | |

3. CNS (Cumulative)



| CNS (M yen) | Jan. | Feb. | Mar. | Apr. | May | Jun. | Jul. | Aug. | Sep. | Oct. | Nov. | Dec. |
|-------------|-------|-------|--------|--------|--------|--------|--------|--------|--------|--------|--------|--------|
| FY2025 | 4,420 | 7,565 | 10,743 | 15,090 | 18,156 | 21,153 | 24,871 | 28,252 | 32,171 | 36,115 | 39,242 | 41,687 |
| FY2026 | 4,984 | 8,706 | 12,337 | | | | | | | | | |
| YOY | 12.8% | 15.1% | 14.8% | | | | | | | | | |

4. CGP (Cumulative)



| CGP (M yen) | Jan. | Feb. | Mar. | Apr. | May | Jun. | Jul. | Aug. | Sep. | Oct. | Nov. | Dec. |
|-------------|-------|-------|--------|--------|--------|--------|--------|--------|--------|--------|--------|--------|
| FY2025 | 4,181 | 7,134 | 10,139 | 14,228 | 17,119 | 19,953 | 23,465 | 26,645 | 30,354 | 34,079 | 37,025 | 39,332 |
| FY2026 | 4,721 | 8,249 | 11,658 | | | | | | | | | |
| YOY | 12.9% | 15.6% | 15.0% | | | | | | | | | |

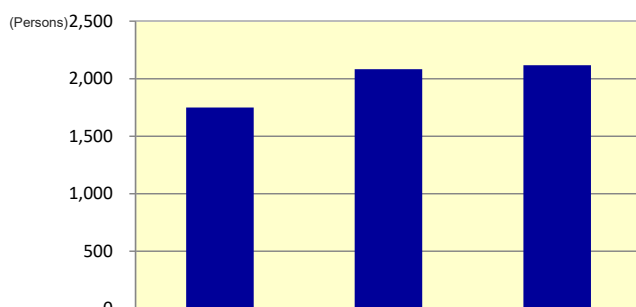
JAC Recruitment Co., Ltd.

Monthly Data of Consolidated Net Sales and Related Results for the Three Months Ended 31 March 2026 (Domestic Recruitment Business)

13 May 2026

Related Results

1. Number of Employees for the Last 3 Years (Consolidated)



| No. of Employees | 31 Dec. 2024 | 31 Dec. 2025 | 31 Mar. 2026 |
|----------------------|--------------|--------------|--------------|
| No. of Employees | 1,749 | 2,082 | 2,118 |
| No. of Consultants | 1,421 | 1,722 | 1,771 |
| Ratio of Consultants | 81% | 83% | 84% |

*No. of Employees and Consultants is the total of JAC Recruitment Co., Ltd., JAC International Co., Ltd., and VantagePoint K.K.

2. Number of Employees - Monthly Trend (Consolidated)

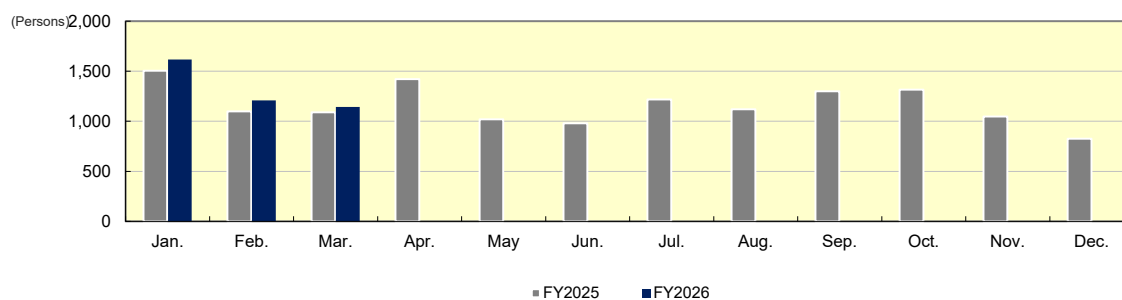
| No. of Employees | Jan. | Feb. | Mar. | Apr. | May | Jun. | Jul. | Aug. | Sep. | Oct. | Nov. | Dec. |
|------------------|-------|-------|-------|-------|-------|-------|-------|-------|-------|-------|-------|-------|
| FY2025 | 1,773 | 1,788 | 1,803 | 1,968 | 1,994 | 2,027 | 2,042 | 2,050 | 2,053 | 2,070 | 2,083 | 2,082 |
| FY2026 | 2,104 | 2,106 | 2,118 | | | | | | | | | |
| YOY | 18.7% | 17.8% | 17.5% | | | | | | | | | |

3. Number of Consultants - Monthly Trend (Consolidated)

| No. of Consultants | Jan. | Feb. | Mar. | Apr. | May | Jun. | Jul. | Aug. | Sep. | Oct. | Nov. | Dec. |
|--------------------|-------|-------|-------|-------|-------|-------|-------|-------|-------|-------|-------|-------|
| FY2025 | 1,453 | 1,466 | 1,475 | 1,641 | 1,655 | 1,690 | 1,706 | 1,706 | 1,720 | 1,744 | 1,756 | 1,722 |
| FY2026 | 1,740 | 1,748 | 1,771 | | | | | | | | | |
| YOY | 19.8% | 19.2% | 20.1% | | | | | | | | | |

4. Monthly Number of Placed Persons (PP) (Consolidated)

*This number is the number of persons who has been placed by the domestic recruitment business of JAC Group in the month.



| No. of PP | Jan. | Feb. | Mar. | Apr. | May | Jun. | Jul. | Aug. | Sep. | Oct. | Nov. | Dec. |
|-----------|-------|-------|-------|-------|-------|------|-------|-------|-------|-------|-------|------|
| FY2025 | 1,505 | 1,099 | 1,089 | 1,422 | 1,020 | 979 | 1,219 | 1,121 | 1,299 | 1,317 | 1,047 | 825 |
| FY2026 | 1,617 | 1,208 | 1,144 | | | | | | | | | |
| YOY | 7.4% | 9.9% | 5.1% | | | | | | | | | |



PPP Project 'One Placement creates One Plant to Save the Planet.'

JAC Recruitment will plant one sapling for each placement in the forests of Indonesia and Malaysia, contributing to the creation of the future global environment.